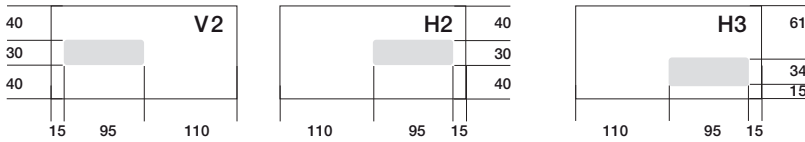


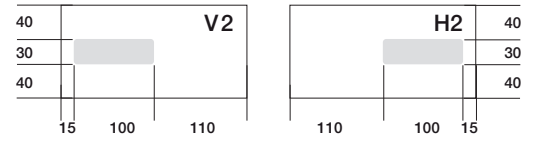


## Fönsterguide

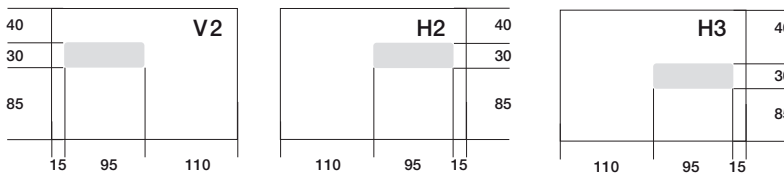
**E65 (110 x 220 mm)**



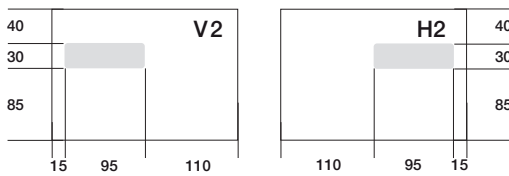
**S65 (110 x 225 mm)**



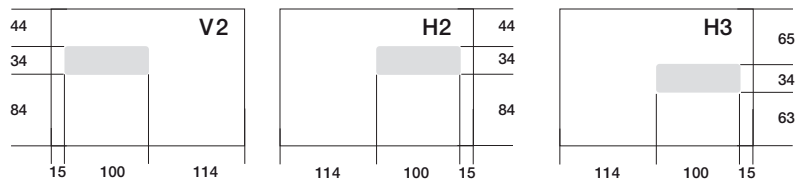
**E5 (155 x 220 mm)**



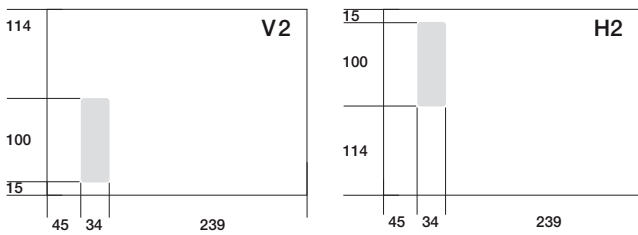
**EC45 (220 x 229 mm)**



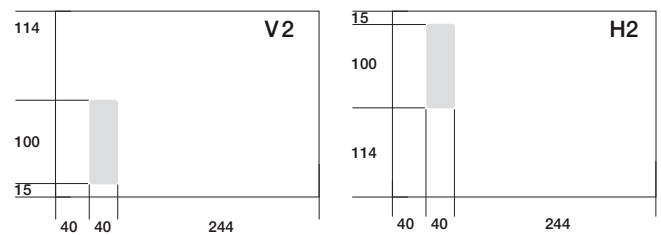
**C5 (162 x 229 mm)**



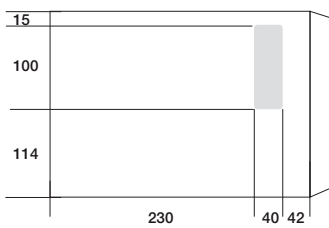
**C4M (229 x 318 mm) tvärställt fönster**



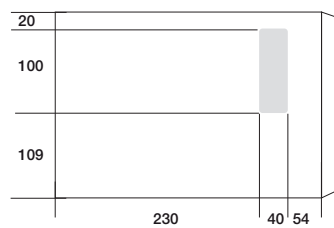
**C4 (229 x 324 mm) tvärställt fönster**



**EC4 påse (229 x 312 mm) tvärställt fönster**



**C4 påse (229 x 324 mm) tvärställt fönster**



**E4S (220 x 312 mm) tvärställt fönster**

